



More Precision

capa**NCDT** // Capacitive displacement sensors and systems





- Compact and robust construction
- High temperature stability
- Nanometer repeatability
- Suitable for all conductive materials
- 24 V (9 – 36 V) standard power supply for industrial applications
- Ideal for OEM applications
- Suitable for practically all sensors

System design

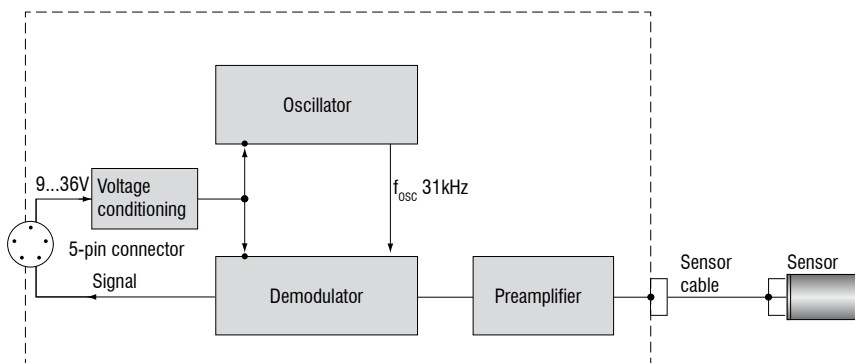
The capaNCDT 6110 single channel capacitive electronics is compatible with all Micro-Epsilon capacitive sensor ranges. The analog measuring system stands out due to its compact design together with high performance. Due to the miniaturized design and its ease of use, the capaNCDT 6120 is ideally suited to integration in machines and facilities. The flexible 9-36 V power supply, enables the capaNCDT 6110 series to also be used in mobile applications. The capaNCDT 6110 stands out due to its excellent price/performance ratio, which makes it particularly suitable for high volume applications.

A measuring system consists of:

- Capacitive displacement sensor
- Sensor cable
- Controller
- Supply and signal output cable

Accessories:

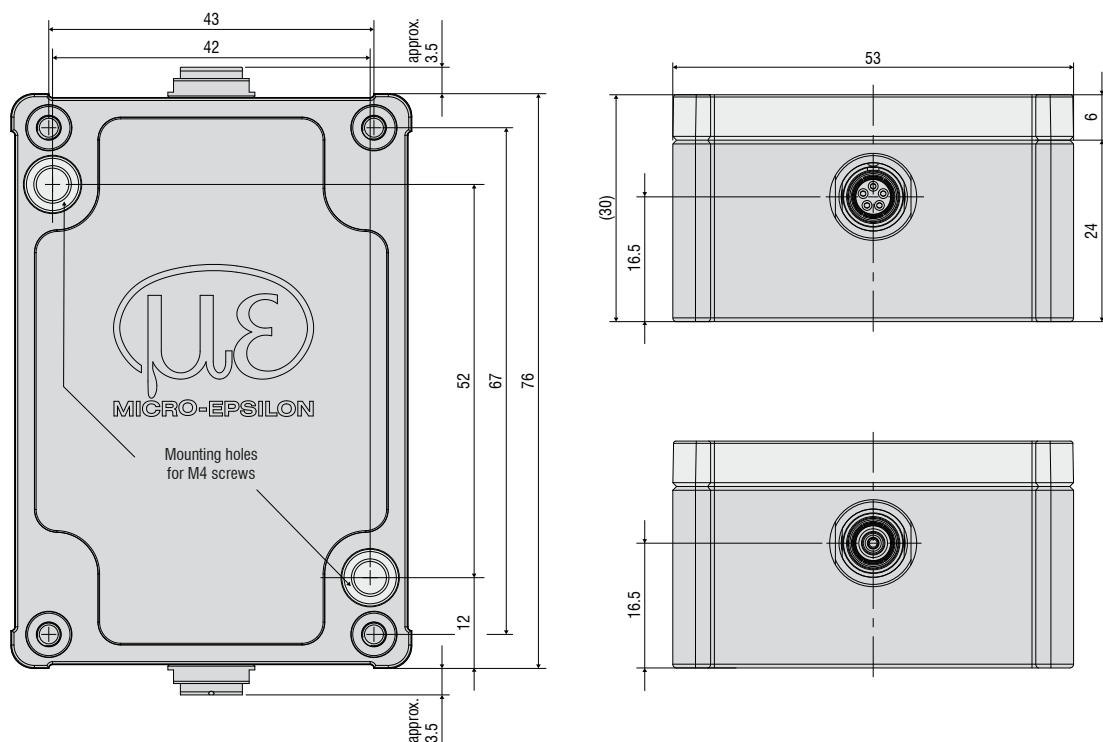
- Power supply



Controller type	DT6110	DT6110/ECL2	DT6112
Resolution static ¹⁾	0.01 % FSO	0.01 % FSO	0.01 % FSO
Resolution dynamic ¹⁾	0.015 % FSO (1 kHz)	0.015 % FSO (1 kHz)	0.03 % FSO (20 kHz)
Bandwidth	1 kHz (-3 dB)	1 kHz (-3 dB)	20 kHz (-3 dB)
Linearity (typ.)	≤ ±0.05 % FSO	≤ ±0.05 % FSO	≤ ±0.1 % FSO
Sensitivity deviation	≤ ±0.1 % FSO	≤ ±0.1 % FSO	≤ ±0.1 % FSO
Long-term stability	< 0.05 % FSO/month	< 0.05 % FSO/month	< 0.05 % FSO/month
Synchronous operation	no	no	no
Insulator measurement	no	no	no
Temperature stability	200 ppm	200 ppm	200 ppm
Temperature range (during operation)	Sensor	-50 ... +200 °C	-50 ... +200 °C
	Controller	+10 ... +60 °C	+10 ... +60 °C
Temperature range (storage)	-10 ... +75 °C	-10 ... +75 °C	-10 ... +75 °C
Supply	24 VDC/55 mA (9 - 36 V)	24 VDC/55 mA (9 - 36 V)	24 VDC/55 mA (9 - 36 V)
Output	0 ... 10 V (short-circuit-proof), optional: ±5 V, 10 ... 0 V	0 ... 10 V (short-circuit-proof), optional: ±5 V, 10 ... 0 V	0 ... 10 V (short-circuit-proof), optional: ±5 V, 10 ... 0 V
Sensors	suitable for all sensors	suitable for all sensors	suitable for all sensors
Sensor cable	CC cable ≤ 1 m CCm cable = 1.4 m CCg cable = 2 m	CC cable ≤ 2 m CCm cable = 2.8 m CCg cable = 4 m	CC cable ≤ 1 m CCm cable = 1.4 m CCg cable = 2 m

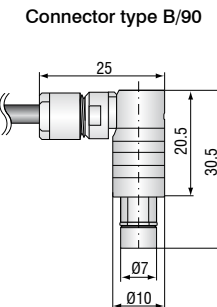
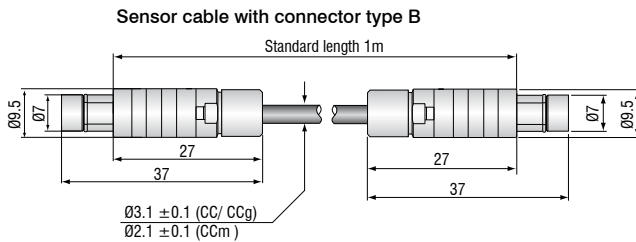
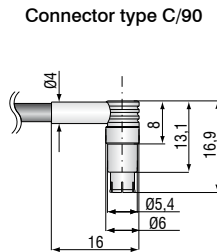
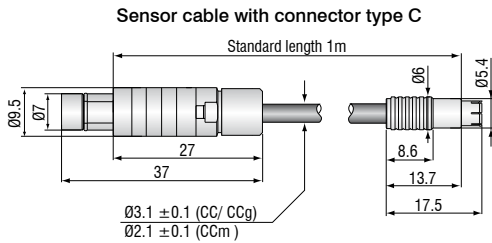
FSO = Full Scale Output

¹⁾ RMS noise related to mid of measuring range



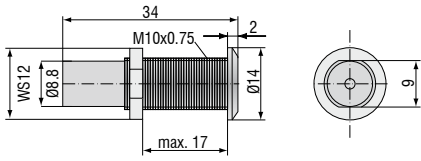
Sensor cable	Cable CCx,x / CCx,x/90	Cable CCmx,x / CCmx,x/90	Cable CCgx,x / CCgx,x/90
Description	Low-outgassing cable up to 4 m length, for applications in clean rooms	Low-outgassing cable up to 4.2 m length, for applications in clean rooms, UHV and EUV	Robust cable up to 8 m length, for industrial applications
Temperature stability	-100 °C to +200 °C	-100 °C to +200 °C	-20 °C to +80 °C (permanent) -20 °C to +100 °C (10;000 h)
Outer diameter	3.1 mm ±0.1 mm	2.1 mm ±0.1 mm	3.1 mm ±0.1 mm
Bending radius	3x cable diameter during installation; 7x cable diameter for movement; 12x cable diameter recommend at continuous movement		

Design	Cable with connector type C for sensors CS005 / CS02 / CS05 / CSE05 / CS08 / CSE1						Cable with connector type B for sensors CS1 / CS1HP / CSE1,25 / CS2 / CSE2 / CS3 / CSE3 / CS5 / CS10					
	2 x straight connector			1 x straight / 1 x 90° connector			2 x straight connector			1 x straight / 1 x 90° connector		
Model	CCx,xC	CCmx,xC	CCgx,xC	CCx,xC/90	CCmx,xC/90	CCgx,xC/90	CCx,xB	CCmx,xB	CCgx,xB	CCx,xB/90	CCmx,xB/90	CCgx,xB/90
Standard 1 m	•		•	•		•	•		•	•		•
1.4 m		•			•			•			•	
2 m	•		•	•		•	•		•	•		•
2.8 m		•			•			•			•	
3 m	•			•		•	•		•	•		•
4 m			•			•			•			•
4.2 m		•			•			•			•	
6 m			•			•			•			•
8 m			•			•			•			•



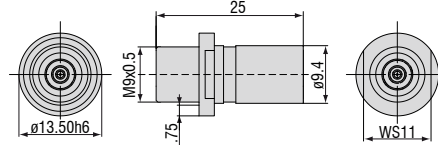
Accessories	capaNCDT	6110	6200	6500
MC2.5 Micrometer for sensor calibration, range 0 - 2.5 mm, Resolution 0.1 μm. Suitable for sensors CS005 to CS2		•	•	•
MC25D Digital micrometer for sensor calibration, range 0 - 25 mm, adjustable offset (zero). Suitable for all sensors.		•	•	•
HV/B Vacuum feed through triaxial		•	•	•
UHV/B Vacuum feed through triaxial for ultra-high vacuum		•	•	•
PC6200-3/4 Power-/trigger cable, 4 pin, 3 m			•	
SCAC3/4 Signal output cable, (necessary for multi-channel applications), 4 pin, 3 m			•	
SCAC3/5 Signal output cable, analog, 5 pin, 3 m		•		
SC6000-1,0 Synchronization cable, 5 pin, 1 m			•	•
CA5 Pre-amplifier cable 5 pin, 5 m				•
PS2020 Power supply for DIN rail mounting; Input 230 VAC (115 VAC); Output 24 VDC / 2.5 A; L/W/H 120x120x40 mm		•	•	

HV/B Vacuum feed through (Art.-no. 0323050)



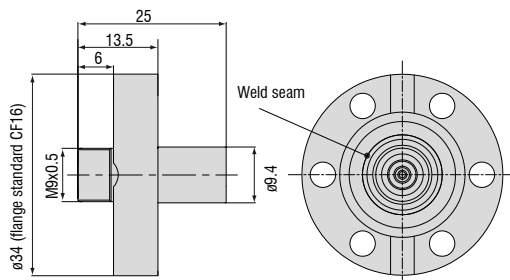
Max. leak rate 1×10^{-7} mbar · l s⁻¹, compatible with connector type B

UHV/B Vacuum feed triax weldable (Art.-no. 0323346)



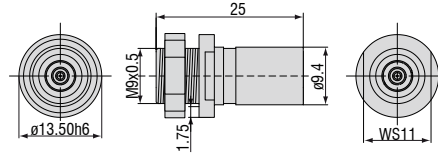
Max. leak rate 1×10^{-9} mbar · l s⁻¹, compatible with connector type B

UHV/B Vacuum feed triax with flange CF16 (Art.-no. 0323349)



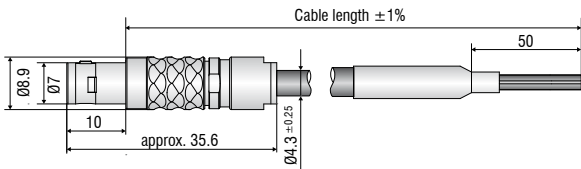
Max. leak rate 1×10^{-9} mbar · l s⁻¹, compatible with connector type B

UHV/B Vacuum feed triax screwable (Art.-no. 0323370)

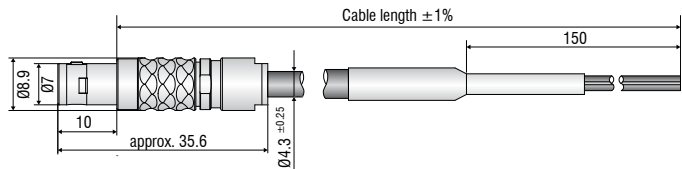


Max. leak rate 1×10^{-9} mbar · l s⁻¹, compatible with connector type B

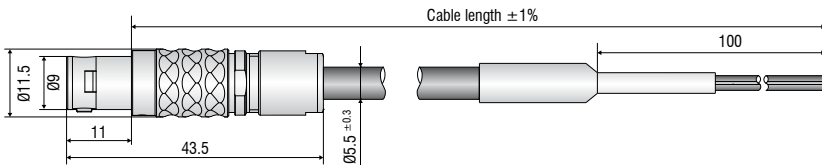
SCAC3/4 Signal output cable (Art.-no. 2902104)



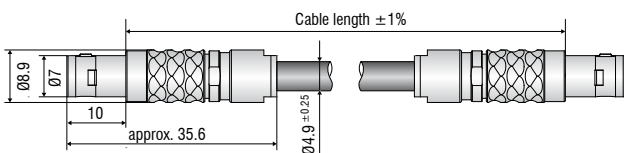
SCAC3/5 Signal output cable (Art.-no. 2902112)



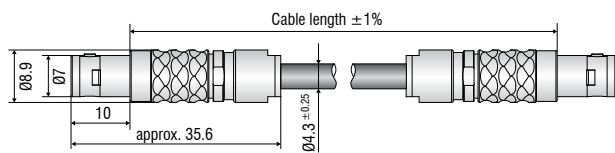
PC6200-3/4 Power-/trigger cable (Art.-no. 2901881)



SC6000-1,0 Synchronization cable (Art.-no. 2903473)



CA5 Preamplifier cable (Art.-no. 2903180)



Sensors and Systems from Micro-Epsilon



Sensors and systems for displacement, distance and position



Sensors and measurement devices for non-contact temperature measurement



Measuring and inspection systems for metal strips, plastics and rubber



Optical micrometers and fiber optics, measuring and test amplifiers



Color recognition sensors, LED analyzers and inline color spectrometers



3D measurement technology for dimensional testing and surface inspection